


Pack for voicing



This pack should only be used under the guidance of a Speech and Language Therapist

Original Concepts by Speech and Language Therapists in Hull and East Yorkshire
Updated by Rona Gaffney 2015

© Speech and Language Therapy, Humber NHS Foundation Trust



D.O.B:				
Name:				
School:				
Overall aim(s)	Where am I now?	What will I achieve?	Outcome	Actual Outcome
To help the child improve their speech production skills to their full potential	The child is confusing voiced/voiceless sounds (i.e. p/b, t/d, k/g)	The child will be able to identify the correct word in a minimal pair 80% of the time during structured therapy activities The child will be able to produce the correct sound 80% of the time during structured therapy activities		
Therapy package: Targets will be reviewed as agreed with the speech and language therapist	Timescale: As agreed with the speech and language therapist	Factors contributing to outcome: Commitment from adults working with the child and regularity of practice.		

Please work through the following activities. If you have any questions or feel that the targets have been achieved, please contact the speech and language therapist.



Ideas for minimal pairs

(Photocopy the pictures several times)

Listening Game – Place a set of pictures in front of the child. Ask the child to listen as you say the words and point to the picture/put a counter on the one they hear. If you want to make this game more difficult use a carrier phrase (e.g. I see a ...).

Sorting Game – Ask the child to sort the pictures into piles according to the first sound.

Matching Game – Shuffle the cards and place them face down on a table. Take turns to pick up 2 cards and try and get the matching pair. Ask the child to say the words. If they say them correctly they can keep the pair. If not they have to place them face down on the table again.

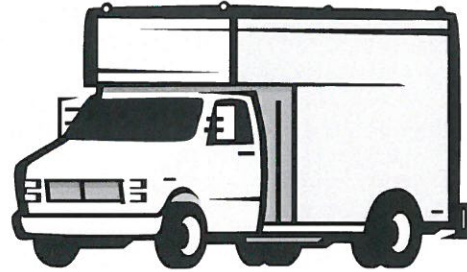
Make a sentence – Choose 2/3 cards and make a sentence with them. Then ask the child to copy the sentence. If they say the words correctly, then they can keep the cards. Continue until the child has all the cards.



f/v



fan



van



fail



veil



foal



vole

Updated by Rona Gaffney 03.08.12



k/g



coat



goat



coal



goal



curl




girl

Updated by Rona Gaffney 2015






cold



gold



card



guard



cap









gap

Updated by Rona Gaffney 2015



b/p

 <p>bye</p>	 <p>pie</p>
 <p>big</p>	 <p>pig</p>
 <p>bee</p>	 <p>pea</p>

Updated by Rona Gaffney 03.08.12







bat



Pat



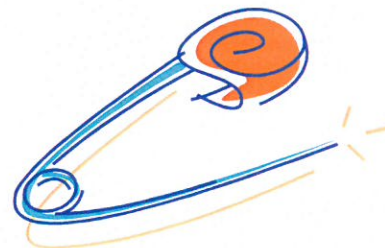
bull



pull



bin



pin

Updated by Rona Gaffney 03.08.12

